



Shenzhen Rainbow Technology Co., Ltd.

Add.: Building C, Fenda Technology Innovation Park, Xixiang, Baoan District, Shenzhen, Guang dong province, China

Specification Sheet

Model No.	RA-S12C	Date	2022-7-15
-----------	---------	------	-----------

1. PRODUCT APPEARANCE

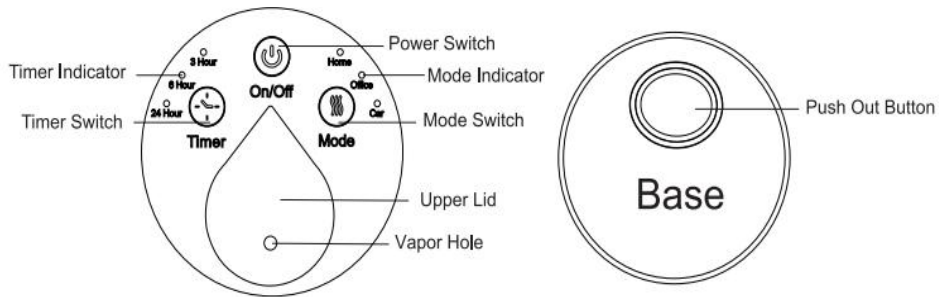
1.1



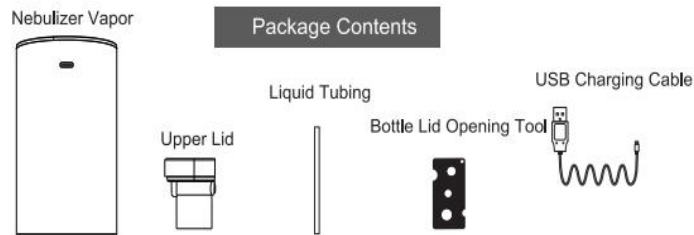
2. SPECIFICATION

2.1	Material:	Aluminum alloy + PP
2.2	Dimensions:	12.3*6.8cm
2.3	Capacity	5/10/15/20ml (depend on the oil bottle)
2.4	Product net weight	0.4kg
2.5	Built-in battery	3.7V/2400mAh
2.6	Power supply	MAX 5W
2.7	Power Source:	5V 1A
2.8	Power Control:	Manual NO/OFF
2.9	Diffuse Quantity	Home mode: 0.8ML/H Office mode: 0.4ML/H Car mode: 0.2ML/H
2.10	Charging time	About 3H
2.11	Coverage	5-20m ²
2.12	Function key	3
2.13	Noise	≤50dB
2.14	Working Current	180MA
2.15	Max Working Time	Home mode: 12H Office mode: 28H Car mode: 100H

3. FUNTION EXPLAIN

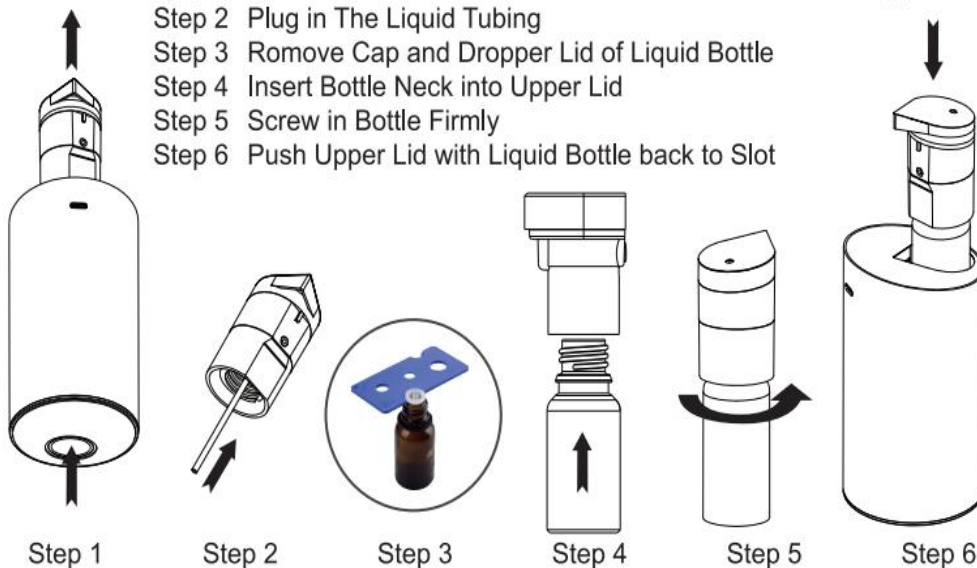


Nebuliser Vapor Operation			
🕒 Timer Button	🔌 On/Off Button	🌀 Mode Button	
3 Hour	3 Hours Off Timer	Press & Hold to turn On	Home High Output
6 Hour	6 Hours Off Timer	Press & Hold to turn Off	Office Medium Output
24 Hour	Always On		Car Low Output



SETUP

- Step 1 Push the "Push Out Button" at The Bottom & Pull Out Upper Lid
- Step 2 Plug in The Liquid Tubing
- Step 3 Romove Cap and Dropper Lid of Liquid Bottle
- Step 4 Insert Bottle Neck into Upper Lid
- Step 5 Screw in Bottle Firmly
- Step 6 Push Upper Lid with Liquid Bottle back to Slot



4. ACCESSORIES

4.1	Adapter	neutral	USB
4.2	Cord length	neutral	1m
4.3	Measuring cup	neutral	×
4.4	User manual	neutral	√
4.5	card	neutral	×

5. PACKING

5.1	Box	Size	150*120*85mm
		N.W./G.W.:	0.5kg
5.2	Carton	Size	485*335*260mm
		N.W./G.W.:	11.5/12.5KG
		Quantity	24